

Changes in the Properties of Soils Contaminated with Oil Production Water Before and After Treatment with CaO Cambios en las Propiedades de Suelos Contaminados con Agua de Producción Petrolera Antes y Después de Tratamiento con CaO

Beatriz A. Alegría-Hernández¹, Iliana M. De la Garza-Rodríguez²,
Leydi L. Vázquez-Vázquez¹, Sonia A. Torres-Sánchez³, Adriana G. Jiménez-Vázquez¹,
Sugey López-Martínez⁴, Emanuel Hernández-Núñez⁴, and Carlos M. Morales-Bautista¹

¹ Universidad Juárez Autónoma de Tabasco, División Académica de Ciencias Básicas. Carretera Cunduacán-Jalpa km 1. 86690 Cunduacán, Tabasco, México; (B.A.A.H.), (L.L.V.V.), (A.G.J.V.), (C.M.M.B).

² Universidad Autónoma de Coahuila, Facultad de Química. Blvd. V. Carranza s/n esq. con Ing. José Cárdenas Valdés. Col. República Oriente. 25280 Saltillo, Coahuila, México; (I.M.G.R.).

³ Universidad Autónoma de San Luis Potosí, Facultad de Ingeniería. Dr. Manuel Nava No. 8, Zona Universitaria. 78290 San Luis Potosí, S.L.P, México; (S.A.T.S.).

⁴ Centro de Investigación y de Estudios Avanzados del Instituto Politécnico Nacional, Unidad Mérida, Departamento de Recursos del Mar. Antigua carretera a Progreso km 6, Loma Bonita. 97310 Mérida, Yucatán, México; (S.L.M.), (E.H.N.).

† Corresponding autor: carlos.morales@ujat.mx

SUMMARY

In the Mexican southeast, hydrocarbon spills and their residues affect various agricultural sites. A specific case is spills of oil production or congenital waters that cause soil salinization. When soil is contaminated, restorations are regularly carried out based on regulatory limits, but many regions still do not consider the pedological classification, so restorations are not entirely effective and, in the case of agricultural soils, reduce your productivity. For these reasons, this study evaluated the cation exchange with CaO applied to four soils contaminated with congenital waters and determined if there are differences in the treatment behavior according to the properties of each soil. It will be found that sandy soils require less treatment time, but have greater effects on their properties compared to clay soils, mainly in field capacity, pH, and porosity. Furthermore, it was found that contaminant removal times vary with respect to the type of soil and that this could be related to the amount and type of clay. In the case of congenital water spills, clay soils show a greater increase in electrical conductivity (EC) compared to sandy soils. When remediated with CaO, clay soils needed longer treatment times to reduce EC, but presented fewer changes in their physical and chemical properties. In addition, it was found that, although washing with drinking water is carried out, the treatment with CaO adds alkalinity to the soils, so they must be managed according to the crop to be developed. It is concluded that soils have different physical and chemical properties, this influences the response they have to an external agent, both when contaminated and when remediated.

Index words: cation exchange, contamination, petroleum, remediation, salinity.

RESUMEN

En el sureste mexicano, los derrames de hidrocarburos y sus residuos afectan a diversos sitios agropecuarios. Un caso específico, son los derrames de aguas de producción petrolera o congénitas que provocan salinización del suelo. Cuando un suelo es contaminado, regularmente se llevan a cabo restauraciones con base en los límites normativos, pero muchas regiones siguen sin considerar la clasificación edafológica, por lo que las restauraciones no son del todo efectivas y, en el caso



Recommended citation:

Alegría-Hernández, B. A., De la Garza-Rodríguez, I. M., Vázquez-Vázquez, L. L., Torres-Sánchez, S. A., Jiménez-Vázquez, A. G., López-Martínez, S., ... and Morales-Bautista, C. M. (2024). Changes in the Properties of Soils Contaminated with Oil Production Water Before and After Treatment with CaO. *Terra Latinoamericana*, 42, 1-11. e1851. <https://doi.org/10.28940/terra.v42i0.1851>

Received: November 15, 2023.

Accepted: March 20, 2024.

Article, Volume 42.

June 2024.

Section Editor:

Dra. Alejandra Nieto Garibay

Technical Editor:

M.C. Aylene Carolina Rosales Nieblas



Copyright: © 2024 by the authors.

Submitted for possible open access publication under the terms and conditions of the Creative Commons Attribution (CC BY NC ND) License (<https://creativecommons.org/licenses/by-nc-nd/4.0/>).

de los suelos agrícolas, se reduce su productividad. Por estas razones, en este estudio se realizó la evaluación del intercambio catiónico con CaO aplicado a cuatro suelos contaminados con aguas congénitas y determinar si existen diferencias en el comportamiento del tratamiento según las propiedades de cada suelo. Se observó que los suelos arenosos requieren menor tiempo de tratamiento, pero presentan mayores afectaciones en sus propiedades con respecto a los suelos arcillosos, principalmente, en capacidad de campo, pH y porosidad. Además, se encontró que los tiempos de remoción del contaminante varían con respecto al tipo de suelo y que esto podría tener relación con la cantidad y tipo de arcilla. En el caso de los derrames de aguas congénitas, los suelos arcillosos presentan mayor aumento de conductividad eléctrica (CE) con respecto a los arenosos. Al remediarlos con CaO, los suelos arcillosos necesitaron mayores tiempos de tratamientos para reducir la CE, pero presentan menores cambios en sus propiedades físicas y químicas. Además, se encontró que, aunque se realizan lavados con agua potable, el tratamiento con CaO agrega alcalinidad a los suelos, por lo que estos deben de ser manejados según el cultivo a desarrollar. Se concluye que los suelos poseen propiedades físicas y químicas diferentes, esto influye en la respuesta que tengan ante un agente externo, tanto al contaminarse como al ser remediados.

Palabras clave: *intercambio catiónico, contaminación, petróleo, remediación, salinidad.*

INTRODUCTION

Soil contamination causes changes in its properties that can affect the natural processes necessary for plant development (Palm, Blanco, De Clerck, Gatere, and Grace, 2014). For example, in areas affected by spills of oil products and waste, soil degradation has been evident even though they have been restored to regulatory levels (Domínguez-Rodríguez, Adams, Vargas, Zavala, and Romero, 2020). In general, these spills have caused an increase in salinity and soil compaction, as well as a reduction in field capacity, which have been related to the reduction of agricultural production (Almansa-Manrique, Velásquez, and Rodríguez, 2018; Ibarzábal and Bonilla, 2020).

Furthermore, it has been reported that the composition and concentration of some oil products and waste vary depending on the treatment process and, consequently, the effects may vary from one site to another (González, Méndez, García, Sandoval, and Santillán, 2019; Álvarez -Coronel, Domínguez, Adams, López, and Zavala, 2020). For example, Méndez-Moreno *et al.* (2021) mention that cuttings from drilling production water (generated during the drilling of an oil well) cause salinization and water repellency, but these effects varied depending on the type of soil. For their part, Pérez-Hernández *et al.* (2017) found that clay-textured soils have greater retention of contaminants compared to sandy soils. Other authors such as Zavala-Cruz *et al.* (2005), Guzmán-Osorio and Adams (2015) and Yzquierdo-Ruiz *et al.* (2022) found that, despite having a high content of sodium salts and hydrocarbons, clay soils have greater primary production of grasses compared to sandy soils.

A poorly addressed problem is wastewater spills from oil production or congenital waters, which cause an increase in salinity (Ma and Tashpolat, 2023). Recently, the high demand for crude oil has caused an increase in the generation of congenital waters and, in parallel, spills of this waste (Amakiri, Ogolo, Angelis, and Albert, 2023). In Mexico, congenital waters have caused the salinization of agricultural soils (Hernández-Salazar, Moreno, and Sandoval, 2018; Gómez-Mellado, Morales, Garza, Torres, and Sánchez, 2020). Soil salinization reduces the production of vegetables, mainly those that are not tolerant to these changes (Zhao, Zhang, Song, Zhu, and Shabala, 2020; Pessarakli, 2021). Salinity causes osmotic stress and low nutrient uptake, resulting in reduced plant development or death (Machado and Serralheiro, 2017; Lu *et al.*, 2023; Ma and Tashpolat, 2023; Amakiri *et al.*, 2023).

Some alternatives to restore soils affected by salinity consist of washing with drinking water and introducing tolerant plantations (Liang, Ma, Wan, and Liu, 2018; Hernández, 2019; El Sabagh *et al.*, 2020; Abdel Latef, Omer, Badawy, Osman, and Ragaey, 2021). However, some studies mention that areas restored using these techniques must be constantly irrigated (Martel-Valles, Benavides, Valdez, Juárez, and Ruiz, 2013; Yan, Marschner, Cao, Zuo, and Qin, 2015; Abdel Latef *et al.*, 2021; Gawryluk, Stępniewska, and Lipińska, 2022). Another alternative is the incorporation of components that reduce the availability of sodium and increase the biological activity of the soil so that the plants have available nutrients (Naz *et al.*, 2021; Yasir *et al.*, 2021; Singhal *et al.*, 2021).

Remediation methods in which assisted washings have been carried out with chemical or biological materials have proven to be one of the most effective alternatives, but the applicability in different types of soils has not been evaluated (Liang *et al.*, 2018; Gómez-Mellado *et al.*, 2020). For example, the cation exchange technique with calcium (Ca) precursors and the addition of organic material have managed to recover the vocation for land use (Degioanni, Cisneros, Cantero, Plevich, and Cantero, 2020; Zhu *et al.*, 2020). However, the amendments have not been optimized, consequently, the pH increases to alkaline levels (Abbaslou, Hadifard, and Ghanizadeh, 2020; Jalali, Arian, and Ranjbar, 2020).

For example, Morales-Bautista, Domínguez, and Adams (2011) carried out evaluations with hydrated lime (commercial CaO) in clay soil experimentally contaminated with congenital waters and compared their results with other Calcium precursors such as $\text{Ca}(\text{NO}_3)_2$ and CaSO_4 . In their results, they observed that CaO has some advantages over other precursors. However, the CaO modifications contributed to the reduction of Electrical Conductivity (EC) and the Percentage of Exchangeable Sodium (PSI), as well as soil compaction.

In the last decade, contaminated sites have been identified in Mexico, mainly with drilling waste, congenital waters, and old oil spills; One of the biggest challenges is determining the viability of the various technologies in these areas, which have different types of soils (Méndez-Moreno *et al.*, 2021; Yzquierdo-Ruiz *et al.*, 2022). For these reasons, the present study aimed to determine if there are differences in the response of each soil (four) to experimental contamination with oil production waters and the application of CaO. The response variables were changes in EC (salinity) and soil properties according to treatment time.

MATERIAL AND METHODS

The analysis consisted of evaluating the treatment period and its relationship with the reduction of Electrical Conductivity (EC) according to the soil type. In addition, a comparison of the contaminated soils properties, and their changes after remediation were evaluated.

A directed sampling was carried from geological strata of four sites near oil facilities in the state of Tabasco, Mexico: ST1 in Cunduacán (17° 59' 53.1" N, 93° 05' 45.2" W), ST2 in Macuspana (18° 25' 55.0" N, 93° 16' 43.2" W), ST3 in Paraíso (17° 51' 13.7" N, 92° 29' 11.5" W) and ST4 in Cárdenas (18° 01' 01.3" N, 93° 39' 21.1" W). At each site, an excavation of approximately 1 m³ was made (the depth was defined by the phreatic level, which was found between 1 m and 1.40 m, approximately). Subsequently, each soil was homogenized and a composite sample of approximately 30 kg of each was prepared (wet base). Rocks and roots were removed from each sample, and they were dried in an electric furnace (60 °C) (Méndez-Villegas, Gómez, and Ledesma, 2014; Palma-López *et al.*, 2017).

Finally, the samples were stored in plastic bags, deposited in a cooler with ice (4 °C), and transferred to the Laboratorio de Suelos e Hidrocarburos of the UJAT to perform analyses and treatments. These samples represented the control soils. In addition, oil production water was sampled (congenital water discharge line at 17° 47' 31.8" N, 92° 41' 13.3" W) and they were determined: DBO (Biological Oxygen Demand, test method according to NMX-AA-028-SCFI-2001 (NMX-AA-012-SCFI-2001, 2001), fecal coliforms (methods specified in NMX-AA-042-SCFI-2015 (NMX-AA-042-SCFI-2015, 2015); additionally, it was determined total solids (STT), total dissolved solids (TDS), settleable solids (SD), Suspended solids (SS), EC, HTP (Total Petroleum Hydrocarbons), colour, pH, total chlorides and, CaCO_3 according to the methods specified by the NOM-143-SEMARNAT-2003 (SEMARNAT, 2003).

All sampled soils were experimentally contaminated. Plastic containers, with 5 kg of a sample of each soil (4 soils, in triplicate, adding a total of 12 experimental units). Then, 2.5 L of congenital water was added to each soil container, and each sample was homogenized (5 min) and allowed to sit for one day (Morales-Bautista *et al.*, 2011). After this time, the samples were mixed again and 0.5 kg of sample was taken from each container. These are composed of the contaminated samples (SC): SC1 (Cunduacán), SC2 (Macuspana), SC3 (Paraíso), and SC4 (Cárdenas).

The sodium content in the SCs was determined indirectly using a relationship curve between CE and NaCl (Baker brand reagent grade) was implemented at different molar concentrations (Figure 1) considering that chlorides are between 40-80 mg L⁻¹ for soils in the study area (Palma-López *et al.*, 2017; Gómez-Mellado *et al.*, 2020). After the lie up period, the contaminated soils were homogenized and a sample of 50 g of each site was selected. EC was measured in both the witness soils (CET) and the contaminated soils (CEC). The method used in this process was AS-18, specified in NOM-021-SEMARNAT-2000 (NOM-021-SEMARNAT-2000, 2003).

With the values obtained from CET and CEC, the difference between these values was calculated for each soil (CED) (Table 1), these were substituted in the equation shown in Figure 1, where $y = \text{CED}$ and $X = \text{NaCl}$. Thus, the NaCl value in each soil was as follows: SC1 = 0.549; SC2 = 10.290; SC3 = 0.041, and SC4 = 0.153 (in mol L⁻¹, respectively). Besides, Morales-Bautista *et al.* (2011) specify that, in the cation exchange treatment, for the removal of 2 mol of NaCl, 1 mol of CaO is required, therefore, with the NaCl values found for each soil, the amount of Ca to be added was calculated, leaving CaO solutions (Baker brand reagent grade) for SC1 = 0.275, SC2 = 0.145, SC3 = 0.020 and SC4 = 0.077 (mol L⁻¹, respectively).

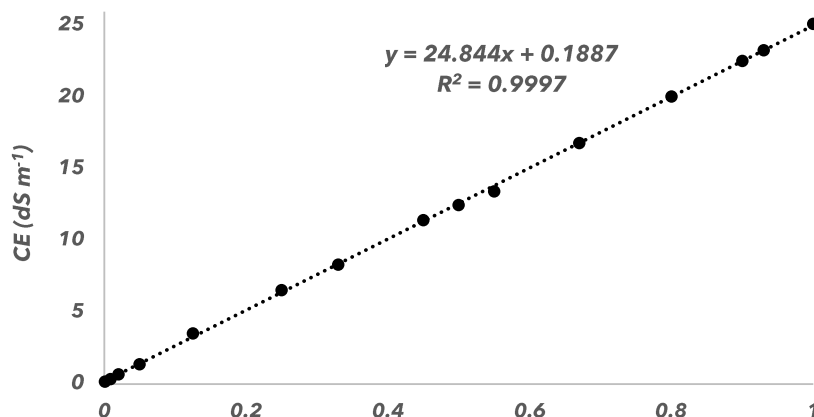


Figure 1. EC and NaCl content in soils.

The treatment consisted of preparing 2.5 L of each solution, which were added to the corresponding soils. Afterward, the soils were manually mixed for 5 min and left to settle for 3 h, later were washed five times with drinking water ($EC = 0.1 \text{ dS m}^{-1}$) every hour (homogenization/drained 1 h, 5 L for each washing) and let was left to lay for 24 h. Subsequently, each treated soil was homogenized and 0.1 kg of sample was selected, to which CE was determined, a total of 7 treatments, were carried out, which were named as treated soils (Gómez-Mellado *et al.*, 2020). These specimens were named T0, T1, T2, T3, T4, T5, T6 and T7. Where the numbers indicate the number of days (d) under treatment and T0 is SC.

Finally, the parameters of pH, Porosity (%Po), Apparent Density (AD), Real Density (RD), Texture Class, and Field Capacity were determined for the uncontaminated, contaminated, and treated soil samples, using the aforementioned methods by the NOM-021-SEMARNAT-2000 (NOM-021-SEMARNAT-2000, 2003). In addition, the results obtained were evaluated using a Shapiro-Wilk normality test ($\alpha = 0.05$) and ANOVA-Tukey in the R project program ($\alpha = 0.05$ and significant difference or HSD, respectively for each test) (Luke, 2017).

RESULTS AND DISCUSSION

The comprehensive management of oil production water includes its reuse and final disposal. Parameters are controlled by normative limits. In this context, the analyzed congenital water sample has values below the LMP such as Total Petroleum Hydrocarbons or HTP (Table 1), which is below 15 mg L^{-1} . Studies that evaluated acute toxicity did not observe negative effects at an HTP concentration of $< 15 \text{ mg L}^{-1}$ (Madhav *et al.*, 2020; Smith *et al.*, 2021; Shen *et al.*, 2022). In contrast, TDS have values above the permissible limit by the Mexican standard NOM-143-SEMARNAT-2003, since STT in the sample of congenital waters, has a value of 90.25 g L^{-1} and the norm estimates values below 0.5 g L^{-1} for discharges in fresh water and 32 g L^{-1} in coastal waters (SEMARNAT, 2003). Some reports such as Gómez-Mellado *et al.* (2020) observed that the solids presented in congenital water are mostly sodium precursor salts, which can be related to the TDS and EC values found in the sample de congenital waters.

Table 1. Properties of water from oil production.

Parameter	Values	Parameter	Values
STT	95 g L^{-1}	Colour	55 UPt Co^{-1}
TDS	95%	pH	6
SD	3 %	Total Chlorides	21 mg L^{-1}
SS	2 %	DBO	11 mg L^{-1}
EC	140.1 dS m^{-1}	Faecal Coliforms	900 NMP
HTP	14 mg L^{-1}	CaCO_3	405 mg L^{-1}

STT = total Solids; TDS = total dissolved solids; SD = settleable solids; SS = suspended solids; EC = electric conductivity; HTP = total petroleum hydrocarbons; DBO = biological oxygen demand.

In this sense, the EC values in controlled, contaminated, and treated soils (Table 2) have a normal distribution ($SW_c > SW_t = 0.803$) and the values of the means of T1, T2 and T3 of the Macuspana soil, as well as T2 and T3 soil from Paraíso, did not have significant differences ($x_1-x_2 > HSD$), and it was observed that CE in $ST < SC$. Also, it is documented that the increase in EC or PSI in soils could promote the mortality or displacement of vital organisms for soil biogeochemical processes, such as earthworms and insects (Almansa-Manrique *et al.*, 2018; Hernández-Salazar *et al.*, 2018). These effects have been reported for the study areas by Zavala-Cruz *et al.* (2005) and Pérez-Hernández *et al.* (2017). The reduction of the EC in treated soils establishes that the addition of CaO in water can be a treatment alternative for the areas affected by congenital water spills (Morales-Bautista *et al.*, 2011).

However, when calculating the ratio of the EC of contaminated soils and controls (SC/ST , which indicates that if it >1 there is an increase and is dimensionless) of each site, it was observed that these are different. Consequently, Cunduacán sample has the greatest increase, since $SC/ST = 107.69$; in contrast, Paraíso has minor values to the rest of the soils, with $SC/ST = 1.40$, likewise, the soils from Cárdenas and Macuspana have a SC/ST of 7.66 and 15.53, respectively. Otherwise, the differences between SC/ST may be related to the incorporation of the contaminant into the clay structure, which causes the formation of agglomerates that, as they gain mass, can be interpreted as sand (Bouyoucos method) (Gómez-Mellado *et al.*, 2020; Álvarez-Coronel *et al.*, 2020).

For these reasons, when comparing the values of %Ac (Clay) and %L Silt, with respect to those of %Ar (Sand), it is observed that the particles with greater porosity ($\%Ac + \%L$) are reduced and those without contain an increase in porosity (Figure 2).

This behavior was reported by Adams and Guzmán-Osorio (2008) and Domínguez-Rodríguez *et al.* (2020) for soils contaminated with hydrocarbons and oil production water, in which sand increased and clay decreased, however, they did not find a direct relationship with %L. In this sense, in Figure 2, it is observed that $\%L + \%Ac$ decrease with respect to %Ar, which can be related to a greater distribution of the components over the porous particles and allows the aggregates to gradually increase their weight depending mainly on soil porosity and texture (Abbaslou *et al.*, 2020; Wang, He, Zhao, Wang, and Ma, 2022).

In this context, Palma-López *et al.* (2017) mention that the clays present in Macuspana are clays non-expandable and those of Cunduacán are expandable. Some studies mention that the pore clogging derived from the dispersion of clays which is higher in the order of 1:1 compared to 1:2. This behavior contributes to the reduction of the macroporosity and permeability of the soil, where the 1:1 clay is the most affected (Martínez, 2001; Chan-Quijano *et al.*, 2015); according to this, T1, T2, and T3 of the Macuspana soil do not have significant differences since the desorption of Na is slower as the porosity and permeability of this soil is reduced. However, although the restoration with calcium can favor the agglutination of primary particles that contribute to the formation of larger aggregates, it is not known if the diameter of the treated solid increases due to the used method to determine the textural classes, which consists of a comparison between the differences in the water-particle density and not in the aggregate size (Guzmán-Osorio and Adams, 2015).

Table 2. EC of soils (saturation extract in $dS\ m^{-1}$).

	Cunduacán	Cárdenas	Macuspana	Paraíso
ST	0.13±0.01	0.60±0.01	0.51±0.01	3.00±0.06
SC	14.00±0.28	4.60±0.09	7.92±0.16	4.20±0.08
SC/ST ratio	107.69	7.66	15.53	1.4
T1	12.89±0.26	2.68±0.05	7.59±0.11*	2.14±0.04
T2	11.14±0.23	1.68±0.03	7.36±0.13*	1.77±0.04*
T3	10.20±0.20	0.99±0.02	7.21±0.14*	1.71±0.02*
T4	7.32±0.15	0.69±0.02	6.13±0.11	0.99±0.01
T5	5.04±0.10	0.48±0.01	4.88±0.07	0.85±0.01
T6	2.17±0.04	0.35±0.01	3.32±0.06	0.71±0.02
T7	1.10±0.03	0.21±0.01	2.99±0.04	0.52±0.01
SW _c	0.813	0.827	0.852	0.815
p-value	< 0.05			
HSD	0.468	0.101	0.281	0.279

EC = electric conductivity; ST, and SC (T0) = control and contaminated soils; SW_c = calculated correlation coefficient; SW_t = minimum correlation for $\alpha = 0.05$. T1, T2, T3, T4, T5, T6 and T7; the soils treated from 1 to 7 days; SW_t = 0.803. * indicates that there are no significant differences between the samples ($x_1-x_2 < HSD$).

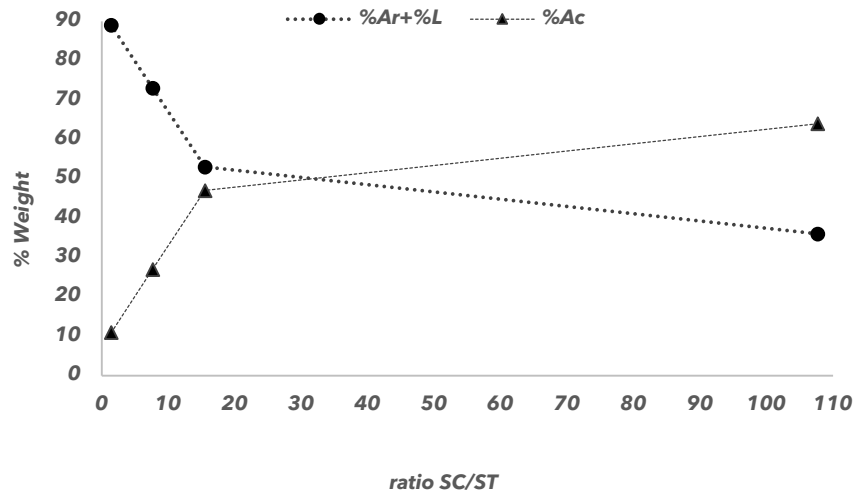


Figure 2. Changes in the texture of the soils with respect to SC/ST ratio.

To calculate the treatment days for each soil, regressions of the normalized values of EC in treated soils (CET) and EC of contaminated soils (CEC) were applied and the equations were obtained to determine the treatment period by cation exchange, in all cases, the regression that had the best R² result was selected (Figure 3).

The decreasing trends presented in (Figure 3) demonstrate that CaO reduces EC in soils, but the kinetic equations are of a different order. Adams and Guzmán-Osorio (2008) and Chan-Quijano *et al.* (2015) demonstrated that removal rates in soil treatment systems depend on general factors: temperature, agitation, pH, humidity, and the chemical or biological precursor used in the treatment. However, other authors such as Morales-Bautista *et al.* (2011) and Álvarez-Coronel *et al.* (2020) add that the adsorption-desorption phenomena and the chemical compatibility between treating agent and contaminant are directly related to the textural properties of the treated solid.

An example of this phenomenon is the reports by Sastre-Conde, Lobo, Beltrán, and Poggi (2015) and Rahman, Clark, Yee, and Burton (2019). who observed that the proportion of clay-silt-sand influences the treatment time and the amount of contaminant removed. These studies could explain why removal rates and speeds are different between each type of soil. In these terms, Zavala-Cruz *et al.* (2005) and Gómez-Mellado *et al.* (2020) observed that the higher the amount of clay, the soils tend to retain contaminants, which could explain why the removals in Macuspana and Cunduacán soils are slower for clays (> 40% of Ac), concerning soils from Paraíso and Cárdenas (< 30% of Ac), (Table 3).

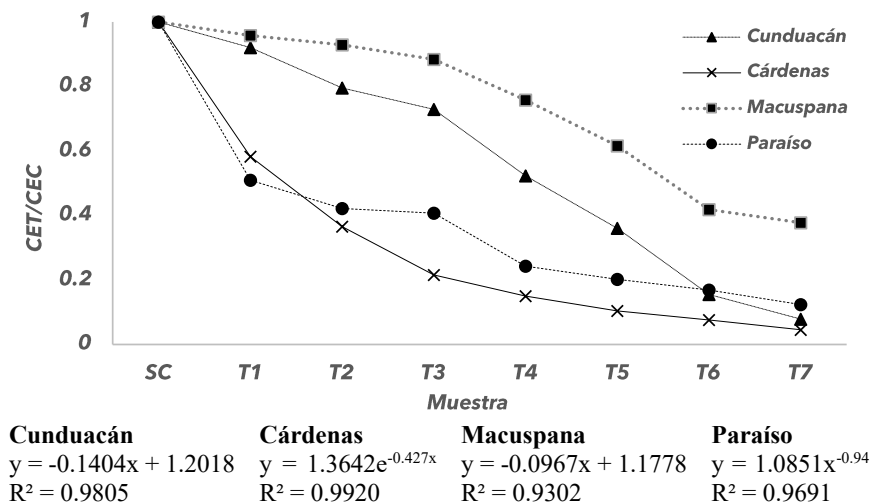


Figure 3. EC in soils as a function of treatment time with CaO.

Table 3. Physical and chemical parameters of contaminated and treated control soils.

Sample		pH	Texture			CC	Po
			Ar	Ac	L		
			----- % -----				
Cunduacán (expandable clays)	T	7±0.14	14±0.10	64±0.11	22±0.14	40±0.80	58±1.10
	C	6.7±0.11	73±0.11	25±0.10	2±0.14	23±0.40	52±0.50
	TR	9.1±0.13	80±0.10	10±0.08	1±0.01	30±0.70	48±1.00
	SWc	0.91	0.891	0.831	0.84	0.901	0.912
	p	< 0.05					
	HSD	0.29	0.228	0.229	0.225	1495	1713
Cárdenas (expandable clays)	T	7.21±0.13	30±0.09	27±0.07	43±0.10	34±0.7	26±0.30
	C	5.30±0.10	51±0.20	10±0.11	30±0.12	22±0.4	23±0.11
	TR	9.40±0.11	70±0.13	5±0.13	25±0.11	25±0.5	28±0.31
	SWc	0.909	0.991	0.922	0.932	0.911	0.933
	p	< 0.05					
	HSD	0.26	0.23	0.219	0.241	1282	1631
Macuspana (non-expandable clays)	T	6.42±0.12	48±0.21	47±0.10	5±0.01	13.42±0.30	17±0.01
	C	4.61±0.13	67±0.30	30±0.09	3±0.01	34.60±0.10	11±0.02
	TR	7.76±0.11	81±0.12	19±0.12	0±0.00	22.27±0.50	21±0.01
	SWc	0.84	0.911	0.921	0.93	0.85	0.872
	p	< 0.05					
	HSD	0.274	0.241	0.23	0.245	1212	1522
Paraíso (expandable clays)	T	6.83±0.12	89±0.11	11±0.02	0±0.00	7.78±0.20	31±0.62
	C	5.80±0.11	95±0.10	5±0.01	0±0.00	16.3±0.30	29±0.40
	TR	9.01±0.18	100±0.10	0±0.00	0±0.00	10.71±0.20	4±0.01
	SWc	0.89	0.901	0.85	0.91	0.87	0.932
	p	< 0.05					
	HSD	0.281	0.22	0.232	0.243	1310	1437

%Po = is porosity; %CC = field capacity; T, C, TR = area control; Contaminated and Treated soils (7 days), respectively. %Ar = sand; %Ac = clay; %L = silt; SWc = calculated correlation coefficient; SWt = minimum correlation for $\alpha = 0.05$; SWt = 828. * expresses that there are no significant differences between the samples ($x_1 - x_2 > \text{HSD}$).

The removal rates of EC in each soil were evaluated through the half-life ($t_{1/2}$). For this, it was considered that $\text{CET}/\text{CEC} = 0.5$ which is substituted in "y" of the equations expressed in Figure 3 (Morales-Bautista *et al.*, 2011). The results are Cunduacán $t_{1/2} = 4.998$ days, Cárdenas $t_{1/2} = 2.350$ days, Macuspana $t_{1/2} = 7.009$, days Paraíso $t_{1/2} = 1.373$ days. Even though Cunduacán has a higher % Clay, Macuspana $t_{1/2}$ is higher than Cunduacán. This behavior was reported by Álvarez-Coronel *et al.* (2020) who explain the type of clay also participates in the retention of contaminants. Additionally, Torri, Amaturó, Sánchez, and Pacheco (2021) mention that the quartz present in sandy soils has less surface area and exchangeable cations, compared to the zeolite and montmorillonite present in clayey soils, so the retention of the contaminant may be lower in the former than in the latter.

On the one hand, the values obtained for the properties of the non-contaminated, contaminated, and treated soils have a normal distribution, since $SWc > SWt$ (Table 3). All samples have significant differences among themselves ($x_1-x_2 > HSD$), these results indicate that all the soil properties analyzed are affected by contamination and that despite soil restoration and salinity reductions, the rest of the properties are altered, which coincides with Domínguez-Rodríguez *et al.* (2020) and Mendez-Moreno *et al.* (2021) who mention that, although soil remediation technologies reduce the contaminant concentration, the final conditions are not similar to those that existed before contamination, due the loss of the edaphological and fertility properties. When the soil is contaminated, the soil pH is reduced in all samples, which is related to the salts of the congenital water.

In addition, when remediating the soils, the pH increases in all the samples, which is related to the addition of Ca. Some studies indicate that by increasing components of greater specific weight to soil, the apparent density (DA) increases (Guzmán-Osorio and Adams, 2015); in the case of CaO, it tends to form agglomerates that can reduce the clay content and increase the amount of sand, likewise, the increase in Calcium in the soil contributes to having mostly alkaline soils (Morales-Bautista *et al.*, 2011). These works can explain the increase in the content of particles with higher specific weight (which can be interpreted as the sand by the Bouyoucos method) in all soils and the reduction in the percentage of clays, as well as the increase in pH, the soils already have an alkaline pH after being treated and this parameter is acidic or neutral in uncontaminated soils and controls.

Also, soils with lower clay content tend to increase pH values more easily when treated with CaO, so sandy soils would have greater changes in texture and pH when the cation exchange treatment with Ca is applied (Figure 4a). Other authors have observed this behavior with heavy metals, which can displace lower valence cations such as K and Mg, and to a lesser extent Fe and Al (Abbaslou *et al.*, 2020). This explains why acid soils change to strongly alkaline and strongly acid to alkaline. It is important to mention that parallel to the pH changes, the availability of nutrients also changes (Rivera, Sánchez, and Domínguez, 2018), so it is necessary to establish additional measures for the complete restoration of the soil, which guarantees not only agricultural production but also not in parallel with their natural conditions (González *et al.*, 2019).

In contrast, it was observed that soils with a certain %Ac content increased %Po and %CC (Figure 4b). However, when comparing the samples from Cunduacán and Cárdenas to those from Macuspana, it is observed that soils containing expandable clays increase %Po and %CC with respect to those containing non-expandable clays. Some studies estimate the reduction of %P and %CC is related to problems of compaction and reduction of water capacity and that this problem can be alleviated with the addition of organic and clay material (Landini *et al.*, 2007). It is important to note that %CC and %Po are important parameters for the survival of plants (Sastre-Conde *et al.*, 2015), so although CaO allows reducing the amount of Na, the treatment contributes to the reduction of these properties in soils with sandier textures. Some reports such as those by Degioann *et al.* (2020) and Gómez-Mellado *et al.* (2020) mention that soils with low porosity and field capacity may be related to plant water stress and rooting problems. Therefore, the feasibility of using this treatment is lower in soils with a coarse texture compared to those with a finer texture.

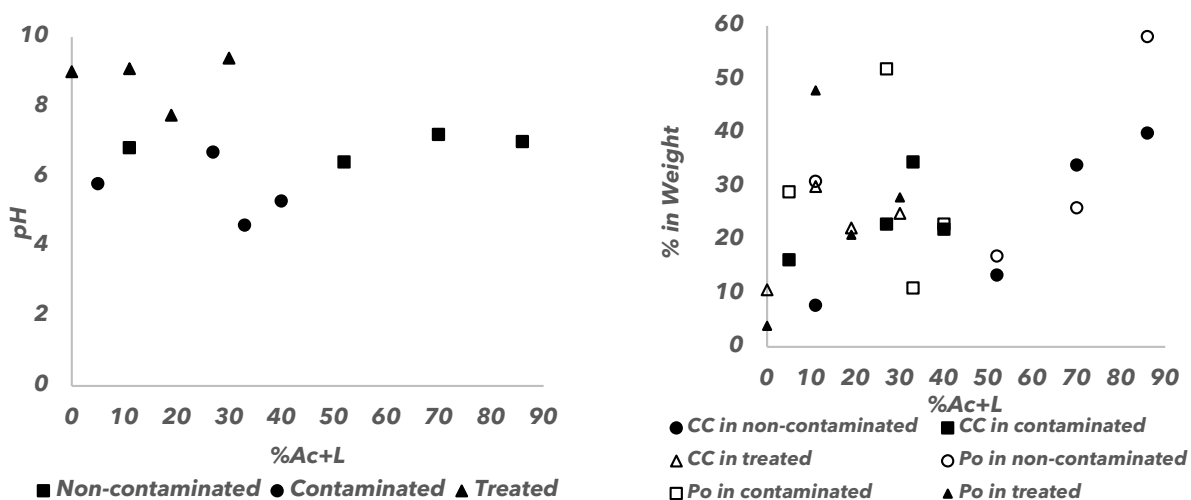


Figure 4. Changes in texture and effects on pH (a), as well as %Po and %CC in control, contaminated and treated soils.

CONCLUSIONS

It is concluded that water discharges from oil production cause an increase in EC in soils and a reduction in pH, but this depends on the type of soil, with soils with higher clay content being the most affected. Additionally, remediating soils with CaO reduces the EC, but each soil has different periods to reduce the EC to non-saline values; It was proposed that this behavior depends on the texture of the soil, in which sandy soils have better removal times compared to clay soils. However, this time could also depend on the type of soil, since it was observed that fine-textured soils (clayey and silty) require a longer treatment time compared to coarser-textured ones. It is important to mention that when comparing the properties of treated soils to uncontaminated soils, the initial properties are not recovered, such as pH, porosity, and field capacity, which are important for crops, so they must be considered in post-remediation work for the adaptation of the place or plant to be induced. The soils that show the most post-treatment changes are those with a sandy texture. Likewise, there are differences in the response of the contaminant and CaO in clay soils, which could be related to the type of clay present in them, since soils with expandable clays present fewer EC reduction problems concerning soils with not expandable clays.

ETHICS STATEMENT

The research presents original data that has not been submitted to other journals. In addition, due to the nature of the research, it did not require evaluation by any code of ethics.

CONSENT FOR PUBLICATION

Not applicable.

DATA AVAILABILITY

Data are available with the corresponding author at: (carlos.morales@ujat.mx) upon reasonable request.

COMPETING INTEREST

The authors declare that there are no known competing financial or personal interests associated with this publication.

FINANCING

Not applicable.

AUTHORS' CONTRIBUTION

Conceptualization and methodology: B.A.A.H. and I.M.G.R. Investigation and review: L.L.V.V. Resources and editing: S.A.TS. Writing and revision: A.G.J.V. Software and validation: S.L.M. Formal análisis: E.H.N. Validation and visualization: C.M.M.B. Project administration, writing and review: L.L.V.V. and C.CM.B.

ACKNOWLEDGEMENTS

To the National Council of Humanities, Sciences and Technologies (CONAHCYT-Mexico) for financing the maintenance scholarship during postgraduate studies.

REFERENCES

- Abbaslou, H., Hadifard, H., & Ghanizadeh, A. R. (2020). Effect of cations and anions on flocculation of dispersive clayey soils. *Heliyon*, 6(2), 1-8. <https://doi.org/10.1016/j.heliyon.2020.e03462>
- Abdel Latef, A. A. H., Omer, A. M., Badawy, A. A., Osman, M. S., & Ragaey, M. M. (2021). Strategy of salt tolerance and interactive impact of *Azotobacter chroococcum* and/or *Alcaligenes faecalis* inoculation on canola (*Brassica napus* L.) plants grown in saline soil. *Plants*, 10(1), 1-15. <https://doi.org/10.3390/plants10010110>

- Adams, R. H., & Guzmán-Osorio, F. J. (2008). Evaluation of land farming and chemico-biological stabilization for treatment of heavily contaminated sediments in a tropical environment. *International Journal of Environmental Science & Technology*, 5(2), 169-178. <https://doi.org/10.1007/BF03326010>
- Almansa-Manrique, É. F., Velásquez-Penagos, J. G., & Rodríguez-Yzquierdo, G. A. (2018). Efecto del uso de aguas provenientes de la producción petrolera en actividades agrícolas y pecuarias. *Ciencia y Tecnología Agropecuaria*, 19(2), 403-420. <https://doi.org/10.21930/rcta.vol19num2art:1016>
- Álvarez-Coronel, G., Domínguez-Rodríguez, V. I., Adams, R. H., Palma-López, D. J., & Zavala-Cruz, J. (2020). The Role of Soil Clays in Mitigating or Exacerbating Impacts to Fertility in Crude Oil-contaminated Sites. *Pertanika Journal of Tropical Agricultural Science*, 43(2), 119-139.
- Amakiri, K. T., Ogolo, N. A., Angelis-Dimakis, A., & Albert, O. (2023). Physicochemical assessment and treatment of produced water: A case study in Niger delta Nigeria. *Petroleum Research*, 8(1), 87-95. <https://doi.org/10.1016/j.ptlrs.2022.05.003>
- Chan-Quijano, J. G., Jarquín-Sánchez, A., Ochoa-Gaona, S., Martínez-Zurimendi, P., López-Jiménez, L. N., & Lázaro-Vázquez, A. (2015). Directrices para la remediación de suelos contaminados con hidrocarburos. *Teoría y Praxis*, 17, 123-144.
- Degioanni, A., Cisneros, J., Cantero, J., Plevich, O., & Cantero, A. (2020). Tecnologías para recuperar la producción de biomasa en suelos salinos. *Ab Intus*, 5(3), 94-111.
- Domínguez-Rodríguez, V. I., Adams, R. H., Vargas-Almeida, M., Zavala-Cruz, J., & Romero-Frasca, E. (2020). Fertility deterioration in a remediated petroleum-contaminated soil. *International journal of environmental research and public health*, 17(2), 382. <https://doi.org/10.3390/ijerph17020382d>
- El Sabagh, A., Hossain, A., Barutçular, C., Iqbal, M. A., Islam, M. S., Fahad, S., ... & Erman, M. (2020). Consequences of salinity stress on the quality of crops and its mitigation strategies for sustainable crop production: an outlook of arid and semi-arid regions. In S. Fahad, M. Hasanuzzaman, M. Alam, H. Ullah, M. Saeed, I. A. Khan, & M. Adnan (Eds). *Environment, climate, plant and vegetation growth* (pp. 503-533). Cham, Switzerland: Springer. https://doi.org/10.1007/978-3-030-49732-3_20
- Gawryluk, A., Stepiñowska, A., & Lipińska, H. (2022). Effect of soil contamination with polycyclic aromatic hydrocarbons from drilling waste on germination and growth of lawn grasses. *Ecotoxicology and Environmental Safety*, 236, 113492. <https://doi.org/10.1016/j.ecoenv.2022.113492>
- Gómez-Mellado, A. Y., Morales-Bautista, C. M., Garza-Rodríguez, I.M., Torres-Sánchez, S. A., & Sánchez-Lombardo, I. (2020). Evaluation of two remediation techniques applied to a site impacted by petroleum production waters. *Terra Latinoamericana*, 38(1), 77-89. <https://doi.org/10.28940/terra.v38i1.564>
- González, N. T., Méndez, J.P., García, F. P., Sandoval, O., & Santillán M. (2019). Tecnologías de remediación para suelos salinos.: Un caso de estudio: México. *Avances en Ciencias e Ingeniería*, 10(1), 3-26.
- Guzmán-Osorio, F. J., & Adams, R.H. (2015). Mitigation of water repellency in the treatment of contaminated muds using the chemical-biological stabilization process. *International Journal of Environmental Science and Technology*, 12(6), 2071-2078. <https://doi.org/10.1007/s13762-014-0606-z>
- Hernández, J. A. (2019). Salinity tolerance in plants: Trends and perspectives. *International Journal of Molecular Sciences*, 20(10), 1-8. <https://doi.org/10.3390/ijms20102408>
- Hernández-Salazar, A. B., Moreno-Seceña, J. C., & Sandoval-Herazo, L. C. (2018). Tratamiento de aguas residuales industriales en México: Una aproximación a su situación actual y retos por atender. *Revista Internacional de Desarrollo Regional Sustentable*, 2(1-2), 75-87.
- Ibarzabal, J. A. H., & Bonilla, D. (2020). Examining Mexico's energy policy under the 4T, *The Extractive Industries and Society*, 7(2), 669-675. <https://doi.org/10.1016/j.exis.2020.03.002>
- Jalali, M., Arian, T. M., & Ranjbar, F. (2020). Selectivity coefficients of K, Na, Ca, and Mg in binary exchange systems in some calcareous soils. *Environmental Monitoring and Assessment*, 192, 1-14. <https://doi.org/10.1007/s10661-019-8022-y>
- Landini, A. M., Martínez, D., Dias, H., Soza, E., Agnes D., & Sainato, C. (2007). Modelos de infiltración y funciones de pedotransferencia aplicados a suelos de distinta textura. *Ciencia del Suelo*, 25(2), 123-131.
- Liang, W., Ma, X., Wan P., & Liu, L. (2018). Plant salt-tolerance mechanism: A review. *Biochemical and Biophysical Research Communications*, 495(1), 286-291. <https://doi.org/10.1016/j.bbrc.2017.11.043>
- Lu, K., Guo, Z., Di, S., Lu, Y., Muhammad, I. A. R., Rong, C., ... & Ding, C. (2023). OsMFT1 Inhibits Seed Germination by Modulating Abscisic Acid Signaling and Gibberellin Biosynthesis under Salt Stress in Rice, *Plant and Cell Physiology*, 64(6), 674-685. <https://doi.org/10.1093/pcp/pcad029>
- Luke, S. G. (2017). Evaluating significance in linear mixed-effects models in R. *Behavior Research Methods*, 49(4), 1494-1502. <https://doi.org/10.3758/s13428-016-0809-y>
- Ma, Y., & Tashpolat, N. (2023). Current status and development trend of soil salinity monitoring research in China. *Sustainability*, 15(7), 1-25. <https://doi.org/10.3390/su15075874>
- Machado, R. M. A., & Serralheiro, R. P. (2017). Soil salinity: effect on vegetable crop growth. Management practices to prevent and mitigate soil salinization. *Horticulture*, 3(2), 1-13. <https://doi.org/10.3390/horticulturae3020030>
- Madhav, S., Ahamad, A., Singh, A. K. Kushawaha, J., Chauhan, J.S., Sharma, S., & Singh, P. (2020). Water pollutants: sources and impact on the environment and human health. In D. Pooja, P. Kumar, P. Singh, & S. Patil (Eds). *Sensors in Water Pollutants Monitoring: Role of Material. Advanced Functional Materials and Sensors*. (pp. 43-62). Singapore: Springer. https://doi.org/10.1007/978-981-15-0671-0_4
- Martel-Valles, J. F., Benavides-Mendoza, A., Valdez-Aguilar, L.A., Juárez-Maldonado A., & Ruiz-Torres, N.A. (2013). Effect of the application of produced water on the growth, the concentration of minerals and toxic compounds in tomato under greenhouse, *Journal of Environmental Protection*, 4(7A), 138-147. <https://doi.org/10.4236/jep.2013.47A016>
- Martínez, V. E., (2001). Efecto de hidrocarburos en las propiedades físicas y químicas de suelo arcilloso. *Terra Latinoamericana*, 19(1), 9-17.
- Méndez-Moreno, J. D. C., Garza-Rodríguez, I. M., Torres-Sánchez, S. A., Jiménez-Pérez, N. D. C., Sánchez-Lombardo, I., López-Martínez, S., ... & Morales-Bautista, C. M. (2021). Changes in restored soils subject to weathering and their implication in Mexican environmental regulations. *Terra Latinoamericana*, 39, 1-21. <https://doi.org/10.28940/terra.v39i0.798>
- Méndez-Villegas, R., Gómez-Rivera, P., Ledesma-Herrera, J. I., & Ceniceros-González, C. M. del C. (2014). Integrated management of drill cuttings the oil industry in Tabasco. *CIBA Revista Iberoamericana de las Ciencias Biológicas y Agropecuarias*, 2(4), 18 - 37.
- Morales-Bautista, C., Domínguez-Rodríguez, V., & Adams, R. H. (2011). Estudio cinético del intercambio catiónico con Ca(OH)₂ y evaluación de la fertilidad en un suelo arcilloso contaminado con aguas congénitas. *Bioagro*, 23(2), 129-134.
- Naz, T., Mazhar Iqbal, M., Tahir, M., Hassan, M. M., Rehmani, M. I. A., Zafar, M. I., ... & Sakran, M. I. (2021). Foliar application of potassium mitigates salinity stress conditions in spinach (*Spinacia oleracea* L.) through reducing NaCl toxicity and enhancing the activity of antioxidant enzymes, *Horticulturae*, 7(12), 1-16. <https://doi.org/10.3390/horticulturae7120566>

- NMX-AA-012-SCFI-2001 (Norma Oficial Mexicana). (2001). Análisis de agua-determinación de oxígeno disuelto en aguas naturales, residuales y residuales tratadas método de prueba, publicada el 17 de abril de 2001. *Diario Oficial de la Federación*. México, D. F.: SEGOB.
- NMX-AA-042-SCFI-2015 (Norma Oficial Mexicana). (2015). Análisis de agua enumeración de organismos coliformes totales, organismos coliformes fecales (termotolerantes) y *Escherichia coli*-método del número más probable en tubos múltiples, publicada el 18 de abril de 2016. *Diario Oficial de la Federación*. México, D. F.: SEGOB.
- NOM-021-SEMARNAT-2000 (Norma Oficial Mexicana). (2003). Que establece los límites máximos permisibles de contaminantes en las descargas de aguas residuales en aguas y bienes nacionales, publicada el 23 de abril de 2003. *Diario Oficial de la Federación*. México, D. F.: SEGOB.
- Palm, C., Blanco-Canqui, H., De Clerck, F., Gatere, L., & Grace, P. (2014). Conservation agriculture and ecosystem services: An overview, *Agriculture, Ecosystems & Environment*, 187, 87-105. <https://doi.org/10.1016/j.agee.2013.10.010>
- Palma-López, D. J., Jiménez-Ramírez, R., Zavala-Cruz, J., Bautista-Zúñiga, F., Gavi-Reyes, F., & Palma-Cancino, F. (2017). Actualización de la clasificación de suelos de Tabasco, México. *Agro Productividad*, 10(12), 29-35.
- Pérez-Hernández, I., Ochoa-Gaona, S., Adams, R. H., Rivera-Cruz, M. C., Pérez-Hernández, V., Jarquín-Sánchez A., & Martínez-Zurimendi, P. (2017). Growth of four tropical tree species in petroleum-contaminated soil and effects of crude oil contamination, *Environmental Science and Pollution Research*, 24(2), 1769-1783. <https://doi.org/10.1007/s11356-016-7877-5>
- Pessarakli, M. (2021). *Handbook of plant and crop physiology* (4th Ed.). Boca Raton, Florida: CRC Press. <https://doi.org/10.1201/9781003093640>
- Rahman, M. S., Clark, M. W., Yee, L. H., & Burton, E. D. (2019). Arsenic (V) sorption kinetics in long-term arsenic pesticide contaminated soils. *Applied geochemistry*, 111, 247-270. <https://doi.org/10.1016/j.apgeochem.2019.104444>
- Rivera, E., Sánchez, M., & Domínguez, M. (2018). pH como factor de crecimiento en plantas, *Revista de Iniciación Científica*, 4, 101-105. <https://doi.org/10.33412/rev-ric.v4.0.1829>
- Sastre-Conde, I., Lobo, M. C., Beltrán-Hernández, R. I., & Poggi-Varaldo, H. M. (2015). Remediation of saline soils by a two-step process: Washing and amendment with sludge. *Geoderma*, 247, 140-150. <https://doi.org/10.1016/j.geoderma.2014.12.002>
- SEMARNAT (Secretaría del Medio Ambiente y Recursos Naturales). (2003) Norma Oficial Mexicana NOM-143-SEMARNAT-2003. Que Establece las especificaciones ambientales para el manejo de agua congénita asociada a hidrocarburos. *Diario Oficial de la Federación*. D. F., México: SEGOB.
- Shen, X., Meng, H., Shen, Y., Ding, J., Zhou, H., Cong, H., & Li, L. (2022). A comprehensive assessment on bioavailability, leaching characteristics and potential risk of polycyclic aromatic hydrocarbons in biochars produced by a continuous pyrolysis system. *Chemosphere*, 287, 1-10. <https://doi.org/10.1016/j.chemosphere.2021.132116>
- Singhal, R. K., Saha, D., Skalicky, M., Mishra, U. N., Chauhan, J., Behera, L. P., ... & El Sabagh, A. (2021). Crucial cell signaling compounds crosstalk and integrative multi-omics techniques for salinity stress tolerance in plants. *Frontiers in Plant Science*, 12, 1-10. <https://doi.org/10.3389/fpls.2021.670369>
- Smith, A. J., Barber, J., Davis, S., Jones, C., Kotra, K. K., Losada, S., ... & Devlin, M. J. (2021). Aquatic contaminants in Solomon Islands and Vanuatu: Evidence from passive samplers and Microtox toxicity assessment. *Marine Pollution Bulletin*, 165, 1-11. <https://doi.org/10.1016/j.marpolbul.2021.112118>
- Torri, S. I., Amaturio, J. I., Sánchez, L., & Pacheco-Ruiz, E. O. (2021) Efecto de las zeolitas sobre ciertas propiedades de un suelo enmendado con biosólidos. *Revista Internacional de Contaminación Ambiental*, 37, 419-430.
- Wang, L., He, Z., Zhao, W., Wang, C., & Ma, D. (2022). Fine soil texture is conducive to crop productivity and nitrogen retention in irrigated cropland in a Desert-oasis ecotone, Northwest China. *Agronomy*, 12(7), 1-15. <https://doi.org/10.3390/agronomy12071509>
- Yan, N., Marschner, P., Cao, W., Zuo, C., & Qin, W. (2015). Influence of salinity and water content on soil microorganisms. *International Soil and Water Conservation Research*, 3(4), 316-323. <https://doi.org/10.1016/j.iswcr.2015.11.003>
- Yasir, T. A., Khan, A., Skalicky, M., Wasaya, A., Rehmani, M. I. A., Sarwar, N., ... & El Sabagh, A. (2021). Exogenous sodium nitroprusside mitigates salt stress in lentil (*Lens culinaris medik.*) by affecting the growth, yield, and biochemical properties, *Molecules*, 26(9), 1-12. <https://doi.org/10.3390/molecules26092576>
- Yzquierdo-Ruiz, M. M., Torres-Sánchez, S. A., De la Garza-Rodríguez, I. M., Ojeda-Morales, M. E., Hernández-Nuñez, E., Lobato-García, C. E., ... & Morales-Bautista, C. M. (2022). Pre-evaluation of contaminated soil for oil field reactivation in Moloacan, Veracruz, Mexico, *Revista Mexicana de Ingeniería Química*, 21(2), 1-19. <http://doi.org/10.24275/rmiq/IA2753>
- Zavala-Cruz, J., Gavi-Reyes, F., Adams-Schroeder, R. H., Ferrera-Cerrato, R., Palma-López, D. J., Vaquera-Huerta, J., & Domínguez-Ezquivel, J. M. (2005). Derrames de petróleo en suelos y adaptación de pastos tropicales en el activo cinco presidentes, Tabasco, México. *Terra latinoamericana*, 23(3), 93-302.
- Zhao, C., Zhang, H., Song, C., Zhu, J. K., & Shabala, S. (2020). Mechanisms of plant responses and adaptation to soil salinity. *The Innovation*, 1(1), 1-41. <https://doi.org/10.1016/j.xinn.2020.100017>
- Zhu, H., Yang, J., Yao, R., Wang, X., Xie, W., Zhu, W., ... & Tao, J. (2020). Interactive effects of soil amendments (biochar and gypsum) and salinity on ammonia volatilization in coastal saline soil. *Catena*, 190, 1-38. <https://doi.org/10.1016/j.catena.2020.104527>